

GENERAL DESCRIPTION

Response rate



222 alumni



221 responses

Distribution per specialization

Marketing 35%

Management 31%

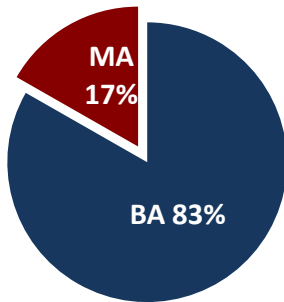
Law 27%

Banking and Insurance 7%

Distribution by degree

184 alumni in Undergraduate programs

37 alumni in Graduate programs



Gender distribution



Distribution by nationality

Armenia 216

Russia 2

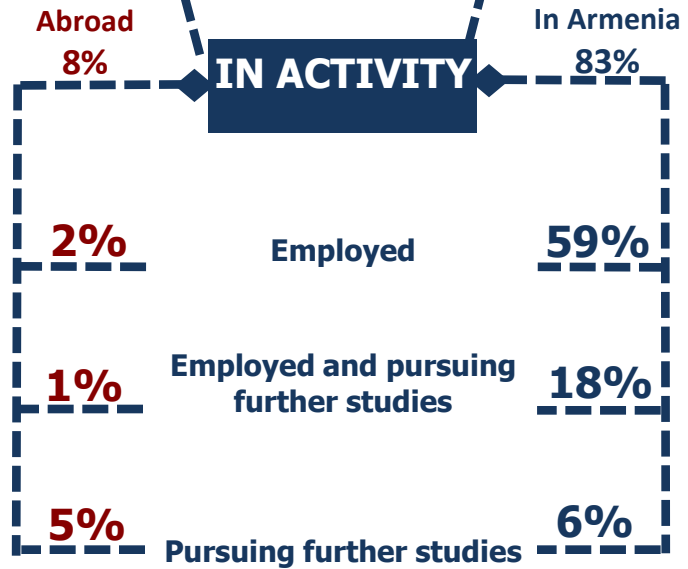
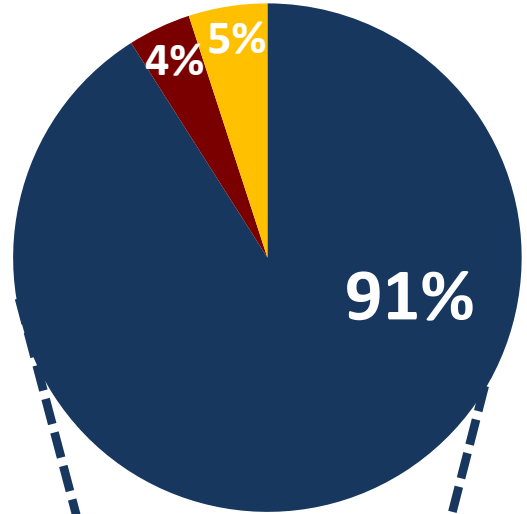
Iran 1

Georgia 1

France 1

INDICATORS OF JOB PLACEMENT

Employed, 91% Other, 5% In search for work, 4%



Only 4% is in search for work, and this is quite a good indicator for the RA. This data once more highlights the fact that the UFAR diploma is highly demanded in Armenian labour market.

30% pursues their further studies, out of which 19% combines it with their work.

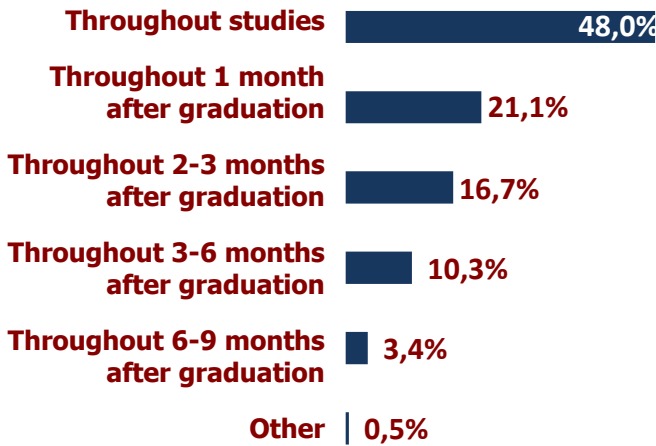
80% is employed, out of which 19% combines work and studies.

8% are abroad, out of which 6% pursues their further studies.

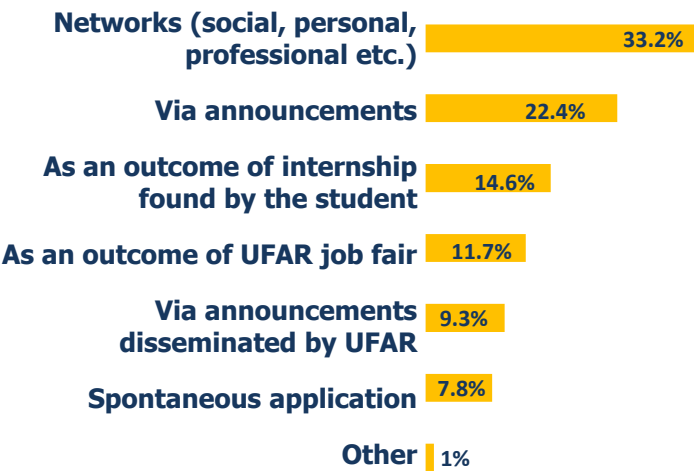
THE FIRST JOB OF ALUMNI

JOB SPECIFICATION

Time spent on finding the first job



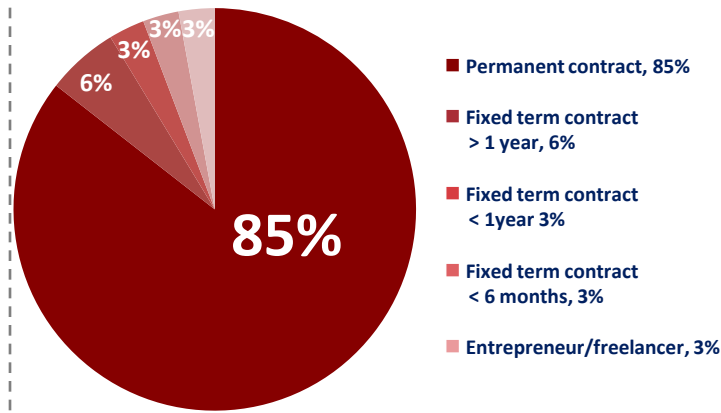
Ways of finding the first job



48% of graduates was already employed when being awarded the diploma. The percentage of those combining job and studies is rather high as compared with that in France. This is the token of the fact that employers do highly value UFAR students and do not hesitate to recruit them even before their graduation.

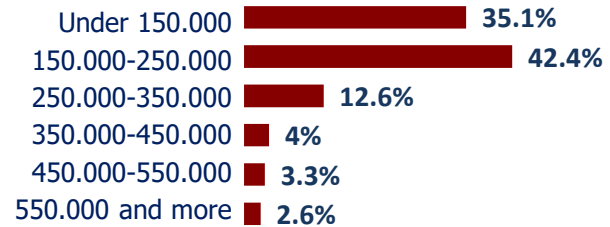
- 96.1% was recruited in less than 6 months.
- 33,2% found their first job due to personal and professional contacts, which demonstrates the importance of networking in searching for employment.
- Finally, 1 alumnus out of 5 was recruited thanks to the activities of UFAR Service of Internships, Job Insertion and Alumni (as an outcome of UFAR job fair or via announcements disseminated by UFAR).

Types of employment contracts



- 85% has signed a permanent contract 10 months after the graduation.
- 12% has a fixed term contract.
- 5 of the alumni have been classified as entrepreneurs/freelancers.

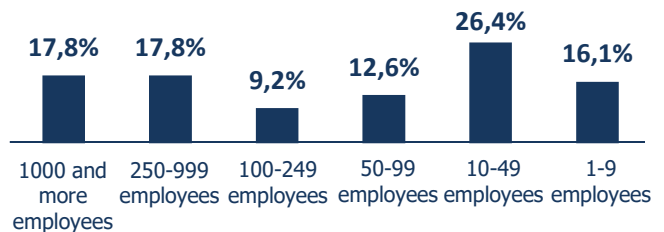
Monthly net salary



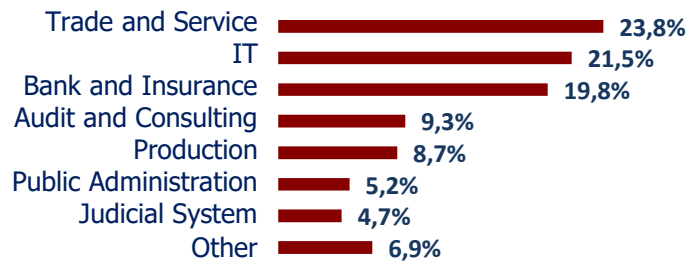
The average monthly net salary is:

- 273,000 AMD in MA**
- 207,000 AMD in BA**

Number of employees



Spheres of employment



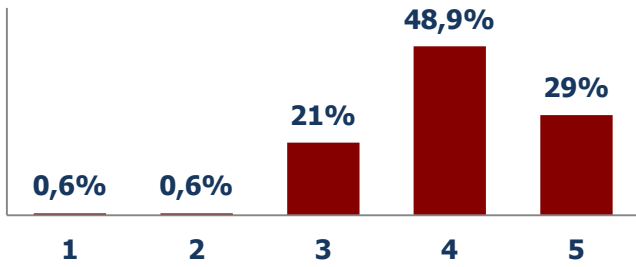
Based on the outcomes of 2017 and 2018 surveys, and those of this year, it can be deduced that the scope of employability of the UFAR alumni is quite vast. The lion portion is occupied by trade and service. It can also be stated that IT is the second with 21,5%, in contrast to 7% registered outcomes of 2017 survey and 12% of 2018 survey.

This chart is the token of the potential of the UFAR alumni who are capable of satisfying the needs of different spheres.

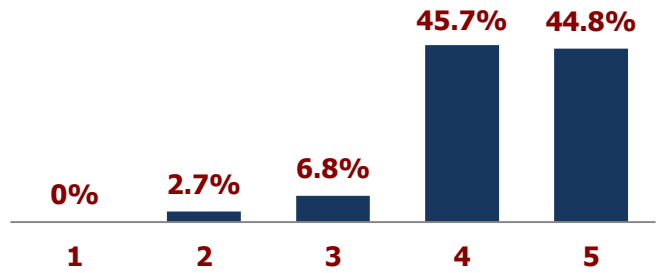
ALUMNI SATISFACTION LEVEL

(1.Extremely dissatisfied - 5.Extremely satisfied)

... with their professional status

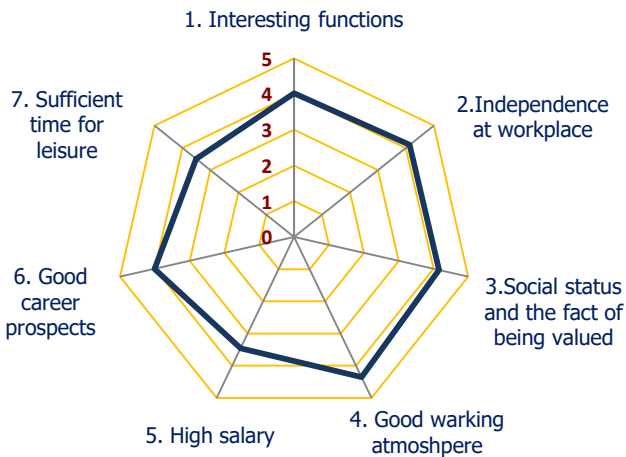


... with education received

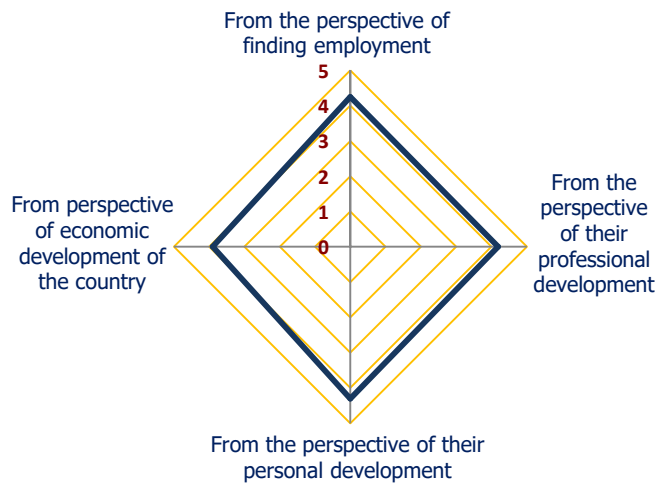


Alumni satisfaction level with their professional status is 4 out of 5.

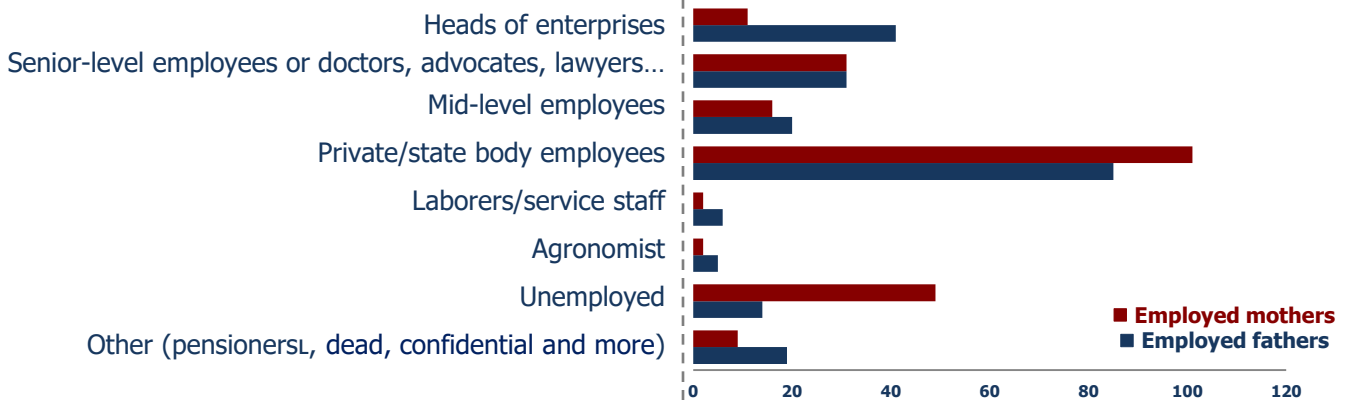
The average satisfaction level of UFAR alumni with their education is 4,3 out of 5.



Efficiency of studies...



SOCIO-PROFESSIONAL CATEGORIES OF PARENTS



METHODOLOGY

Scope of study: 222 alumni who were awarded their BA and MA degree in June, 2018.

Time-frame of research: the study was carried out throughout March-June, 2019, 10 months after degrees had been awarded.

Methods of response collection:

- Online questionnaire elaborated by the UFAR Service of Internships, Job Placement and Alumni.
- Questionnaire distribution via mails.
- Telephone calls and search in social media sites: Facebook, LinkedIn.